

Peerless Pump®

Submersible Turbine Pumps

Peerless Pump® Submersible Vertical Pump will handle a wide range of hydraulic and mechanical coverage, combined to equal or surpass the highest efficiency peak performance and lowest pumping costs in the industry. Consisting of four basic elements; (1) pump bowl assembly, (2) column pipe, (3) discharge elbow at grade level and (4) submersible electric motor. Peerless Pump® offers a wide range of sizes of submersible pumps.

Applications

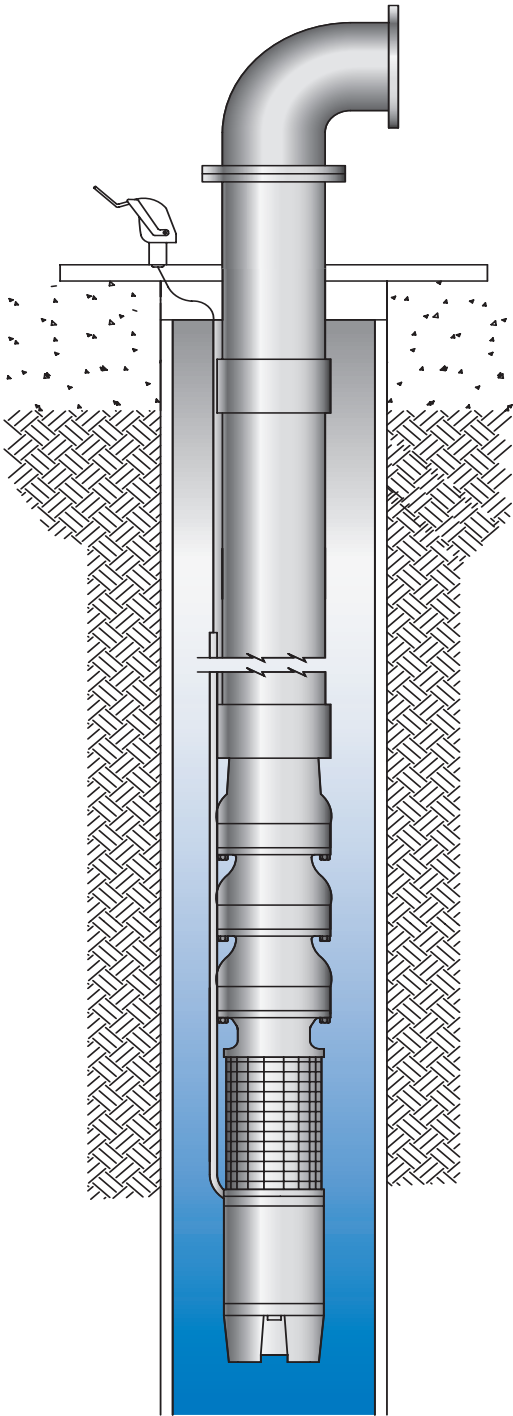
Submersible vertical pumps are commonly used where: low noise levels are required; above ground equipment needs to be hidden from view; flood levels could damage typical above ground electric motors; environmental requirements limit all acceptable methods of line shaft lubrication; installation time and cost is limited. Varieties of material combinations are available to accommodate nearly any intended service. Peerless' wealth of application experience assures you of excellent engineering consultation during the design phase.

Features

Peerless Pump® submersible vertical turbine pumps offer many features that save time and money. Rotating elements are free from radial thrust, minimizing bearing wear and contributing to long, trouble-free service life. Dual bronze and neoprene bowl bearings are always lubricated by the pumped liquid, reducing failures and required maintenance. Steel cored neoprene lateral seal rings provide an abrasion resistant seal between impeller and bowl, maximizing efficiency and increasing wear life. Impellers are cast bronze as standard, combining smooth efficient surfaces with considerable corrosion resistance. Bowls are cast iron as standard with smooth vitreous enamel coated flow passages and are some of the heaviest in the industry. This additional bowl weight insures solid, leak-resistant construction, as well as ample corrosion allowance. Pump-grade corrosion resistant stainless steel shafting is used in every application, limiting vibrations and bearing wear. Extra-long sleeve bearings in the bowls offer additional radial support to the shaft and protect the upper motor bearing.

Quality Engineering

Peerless Pump® designs tough, versatile products to meet your pumping needs.



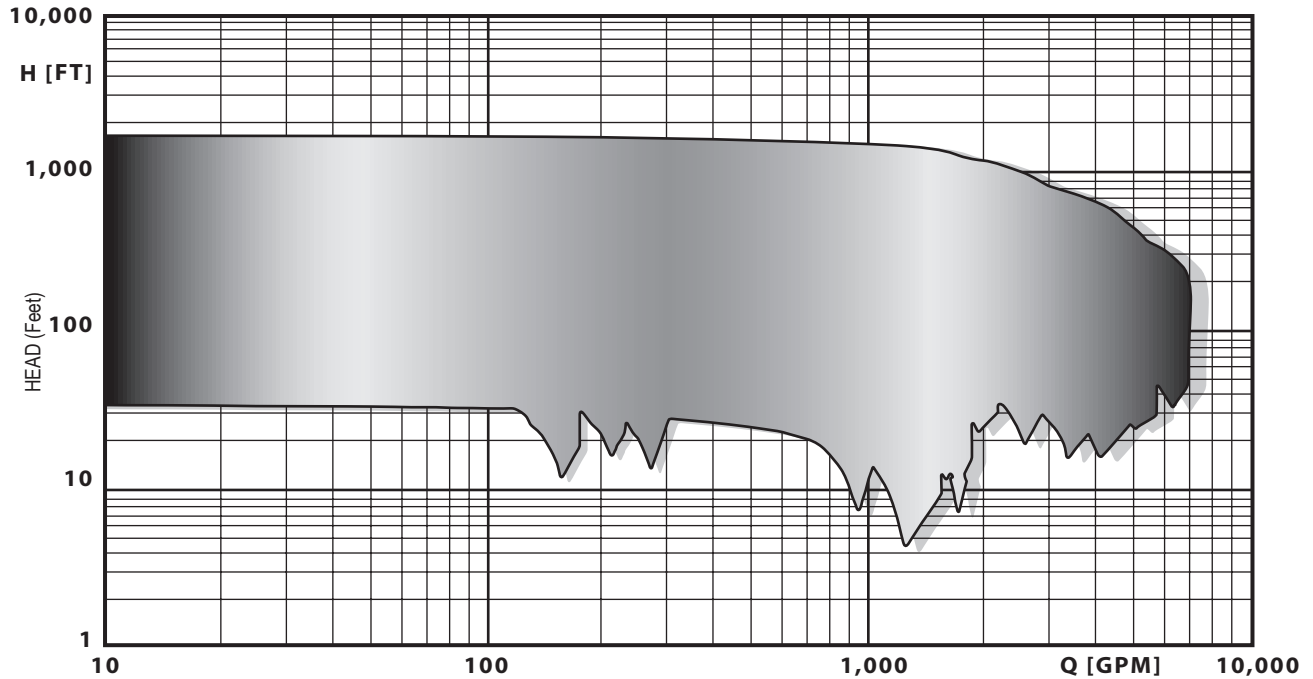
Specifications

Capacities:	Over 6,600 gpm (1500 m ³ /hr)
Head:	Up to 1450 feet (442 meters)
Pressure:	Up to 627 psi (44 kg/cm ² , 3,514 kPa)
Horsepower:	Up to 300 hp (224 kW)
Temperature:	Up to 122°F (50°C)
Drives:	Electric submersible motor
Liquids:	Well water
Materials:	Cast iron (Specials available upon available)



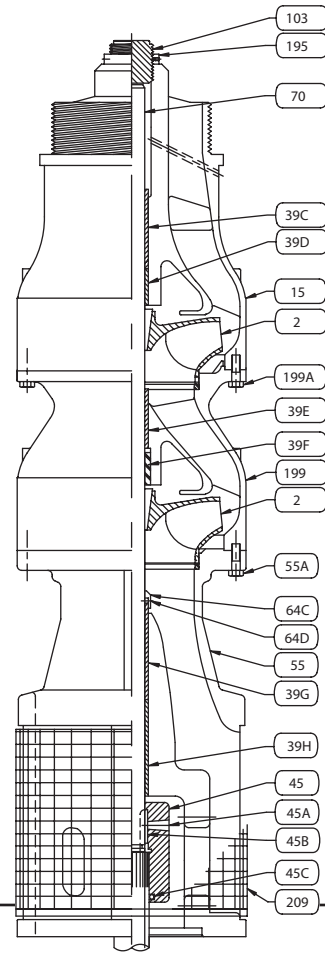
Vertical Sump

Vertical Turbine Submersible Range Chart - 3600/3000/1800/1500 RPM
4" Thru 16" BOWLS



TYPICAL CONSTRUCTION

ITEM NO.	PART DESCRIPTION	MATERIAL
103	BEARING, UPTHURST	BRONZE
195	NUT, LOCK	S. STEEL
70	SHAFT, PUMP	416 S.S.
39C	BEARING, SLEEVE	BRONZE
39D	BEARING, SLEEVE	BRONZE
15	BOWL, DISCHARGE THREADED	CAST IRON
2	IMPELLER	BRONZE
199A	SCREW, HEX HEAD CAP	S. STEEL
39E	BEARING, SLEEVE	BRONZE
39F	BEARING, SLEEVE	NEOPRENE
199	BOWL, INTERMEDIATE	CAST IRON
55A	SCREW, HEX HEAD CAP	S. STEEL
39G	BEARING, SLEEVE	BRONZE
39H	BEARING, SLEEVE	BRONZE
64C	COLLAR, PROTECTING	STEEL
64D	SCREW, SET	S. STEEL
55	INTERCONNECTER	CAST IRON
209	STRAINER, SCREEN	GALV. STL
45	COUPLING, PUMP MOTOR	STEEL
45A	SCREW, SET	S. STEEL
45B	KEY, SQUARE	STEEL
45C	O-RING	BUNA N



Peerless Pump Company
P.O. Box 7026
Indianapolis, IN 46207-7026
(317)925-9661, Fax: (317)924-7388
www.peerlesspump.com